

**TIMBERLAKE BUILDING CENTER**

**THE BUILDERS SHOWROOM**

***FEATURING***

**INTERIOR DOORS**



**FOR MORE INFORMATION CONTACT**

**RAJ THIND 604-616-3986**

**4385 CANADA WAY, BURNABY, BC V5G 1J3**

# PRIVACY GUIDE

Timberlake offers an extensive line of designs to choose from and the degree of openness or obscurity varies considerably. To help your decision making process we have photographed each design under controlled circumstances so that you can see the difference. With each picture, we have included a number which represents the 'Privacy Level' for that particular design. This number will be referenced on the individual product page as well. Note: this 'guide' is subjective. It should only be used when comparing Timberlake designs.

B : BRASS    WI : WROUGHT IRON    P : PATINA    Z : ZINC



Clear glass 0



Adelaide P24 | P 8



Artisan P26 | P 7



Canterbury P22 | P 8



Eastmont P16 | P 8



Everton P35 | P.Z 7



Granville P15 | P 7



Harlow P30 | P 8



Hollister P20 | P 7



Lexington P36 | P 5



Lonsdale P14 8



Manhattan P34 | P 8

**FOR MORE INFORMATION CONTACT RAJ THIND 604-616-3986  
4385 CANADA WAY, BURNABY, BC V5G 1J3**

Clear



Lexington



Artisan



Pinehurst



PRIVACY

1

2

3

4

5

6

7

8

9

10

**COMPLETELY CLEAR**  
Objects can be clearly seen through the glass from the opposite side.

**DIFFUSED/DISTORTED**  
Objects are distorted, but can still be detected from the opposite side.

**COMPLETELY OPAQUE**  
Only light will travel through from the opposite side.



Modena P18 | P.Z. 7



Niagara P39 | B.P.Z. 7



Pemberton P13 | WI 9




Perimeter P40 8



Riverton P43 8



Royston P38 | P 8



Sullivan P32 8



Verona P42 | WI 9



Waterton P33 | P 5



Winslow P12 | P.Z. 7

Please Note: Due to ongoing product development Trimlite reserves the right to make changes in design, materials and specifications without notice. Please contact your dealer for more information.

Doorlites featured in either smooth (white), woodgrain (stained), or fir (stained) fiberglass doors. Some exceptions apply.

# SPECIFICATIONS

## CONSTRUCTION

- Handcrafted, our decorative glass panels stay true to their stained glass roots.
- Our selection of premium art glass and bevels, which makes our designs come to life, are hand cut and fitted. Careful consideration is given to choosing textures, complementing elements are crucial to a design's given appeal.
- Using solid metals, where all of the joints are soldered by hand, ensures the panels will be strong enough to withstand daily use.
- Once assembled, the panel undergoes a thorough cleaning and inspection process. This attention to detail is our assurance of quality to you.

## GLASS VARIATION

Decorative pattern glass is handmade. Through this process, slight imperfections or discolourations are inherent characteristics of all handcrafted glass. Bubbles or seeds, slight surface flaws and subtle variations in textures vary depending on the pattern. Some glass patterns, like Swirl and Drawn, are more likely to have these inclusions. They are not considered defects.



Swirl Glass Detail



Drawn Glass Detail

## CAMING OPTIONS

Hand soldered metals in 3 finishes. See individual product pages for availability.



Brass Caming  
Subtle gloss finish that defines luxury and style.



Patina Caming  
Black satin finish offers a rustic or antique look to your home.



Zinc Caming  
Brushed chrome appearance brings a contemporary look to your entrance.

**FOR MORE INFORMATION CONTACT RAJ THIND 604-616-3986**  
**4385 CANADA WAY, BURNABY, BC V5G 1J3**

# INSULATING SYSTEM

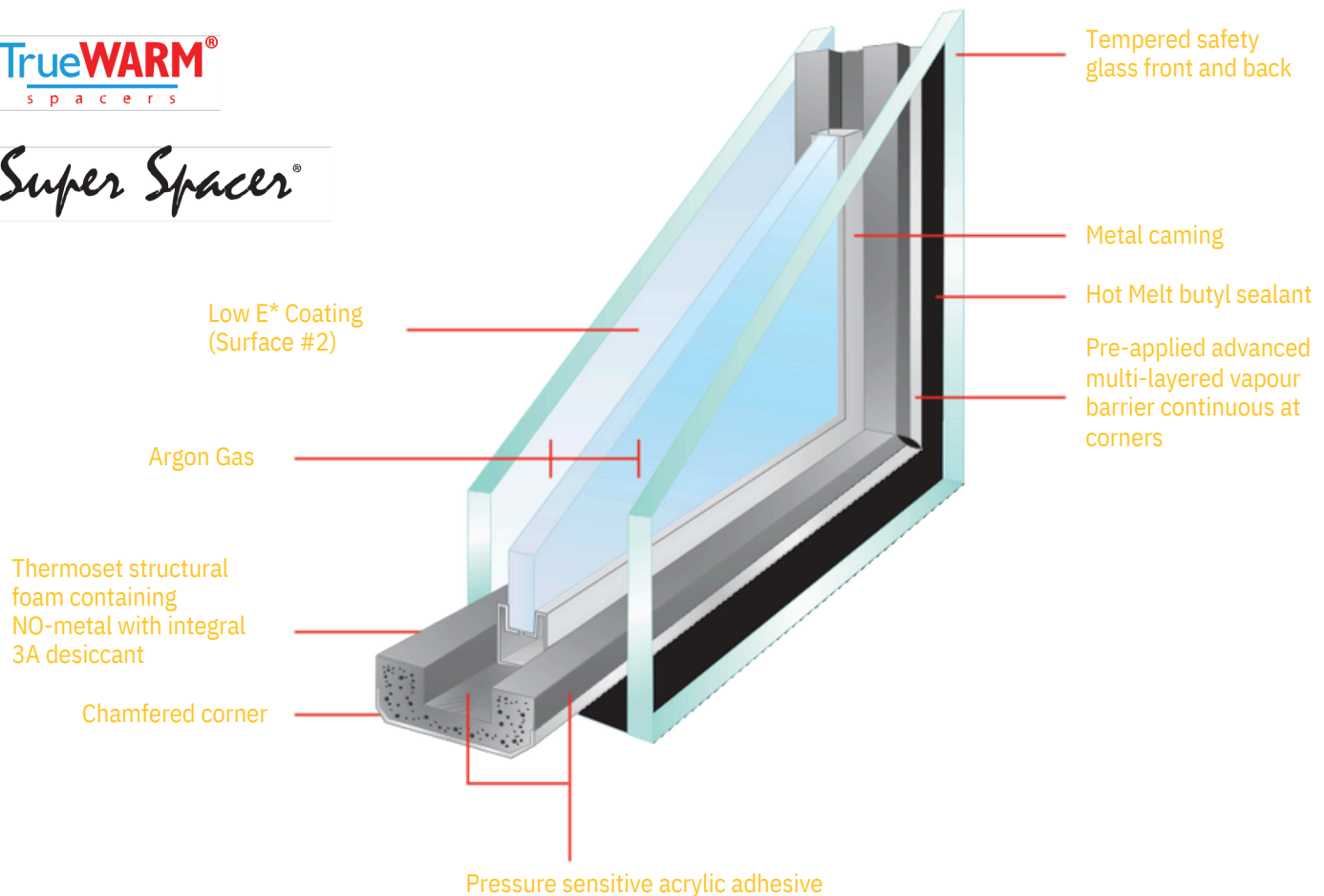
All Trimlite Decorative Doorlites are made with Super Spacer® Cushion Edge™, a flexible, U-shaped, silicone foam tape product used to wrap around and cushion our center decorative panel. Featuring a vapor barrier backing, the product used in combination with Hot Melt butyl, provides a superior Warm-Edge seal.

## PERFORMANCE FEATURES

- Warm-Edge Benefits: Superior silicone foam insulation, low thermal conductivity
- Silicone Foam Features: Excellent UV resistance and extreme temperature performance
- Dual-Seal Performance: Chamfered corners for increased sealant depth
- Tempered Safety Glass for your piece of mind
- Low E\* with Argon Gas for your comfort

**TrueWARM®**  
s p a c e r s

*Super Spacer®*



**FOR MORE INFORMATION CONTACT RAJ THIND 604-616-3986**  
**4385 CANADA WAY, BURNABY, BC V5G 1J3**



## MODERN FARMHOUSE

A balanced blend of modern and rustic, the Modern Farmhouse style continues to be a rising trend. We paired some of our favorite door and glass options that intelligently mix modern and traditional.



SMO24  
with 2248 Eastmont



FIR03  
with 2215 Adelaide



SMO00  
with 2264  
Sable



CONTEMPORARY

Contemporary homes reflect the architecture and design of today. They represent smart design and curb appeal. We selected several doors that we believe represent the ethos of now and can be loved forever.



SMO00  
with 2203 6-Lite  
Solution Series  
Sandblast



SMO00  
with 0806 5-Lite  
Sandblast



SMO00  
with 2264  
Granville



OAK40  
with 2264  
Perimeter



## CRAFTSMAN

Craftsman homes emphasize hand-worked touches and beautiful detailing. Popularized at the turn of the 20th Century, it remains a popular design aesthetic. We have recommended several door and glass options that give you the beautiful detailing a craftsman home requires.



SMO22  
with 2236  
Artisan



OAK24  
with 2248  
Royston



SMO00  
with 2264  
Manhattan



OAK40  
with 2208  
Waterton



SMO03  
with 2215  
Harlow

**FOR MORE INFORMATION CONTACT RAJ THIND 604-616-3986**  
**4385 CANADA WAY, BURNABY, BC V5G 1J3**





**TRADITIONAL**

Traditional homes are comforting and classic. Their interiors are calm, orderly and familiar. Everything matches and is consistent. We suggest these doors for completing the look in a traditional home style and décor.



SMO24  
with 1842OV



OAK24  
with 2248  
Riverton



SMO40  
with 2236



OAK24  
with 2248  
Everton



SMO00  
with 2264

# Winslow



Glass size: 2215 Patina  
Door: Fiberglass SMO03



0848 / 2248 / 0848 Zinc




0836 / 2236 / 0836 Patina



Winslow	0836*	2236*	0848	2248	0764*	2264	2215*
Patina	<input type="checkbox"/>	<input type="checkbox"/>	<input type="checkbox"/>	<input type="checkbox"/>	<input type="checkbox"/>	<input type="checkbox"/>	<input type="checkbox"/>

NOTE: Custom transom and sidelites are available. Contact your local dealer for more information. \*Available with Solution Series frame.

local dealer for more information. \*Available with Solution Series frame.



## PRIVACY 7

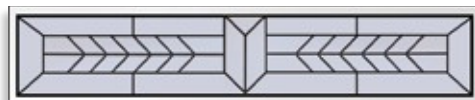
- Privacy Guide. See pages 4 and 5.



0836 / 2236 / 0836



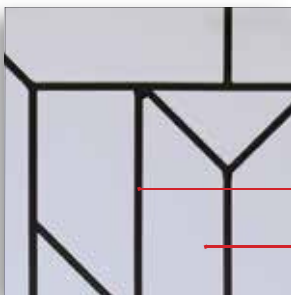
0764 / 2215 / 0764



Glass size: 0848 / 2248 / 0848  
 Door: Fiberglass OAK24  
 Sidelite: Fiberglass OAK2R

Pemberton	0836*	2236*	0848	2248	0764*	2264	2215*
<b>Forged Iron</b>	<input type="checkbox"/>	<input type="checkbox"/>	<input type="checkbox"/>	<input type="checkbox"/>	<input type="checkbox"/>	<input type="checkbox"/>	<input type="checkbox"/>

NOTE: Custom transom and sidelites are available. Contact your local dealer for more information. \*Available with Solution Series frame.



1/4" Square Bar

Sandblast

PRIVACY

9

• Privacy Guide. See pages 4 and 5.

Wrought Iron

# Lonsdale



Glass size: 2264 / 2264  
 Door: Fiberglass SMO24 (8ft entry)




2236



2248



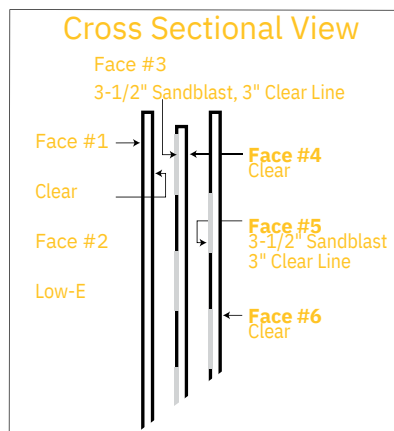
2264



Sandblast (Surface #3)

Sandblast (Surface #5)

Sandblast



Lonsdale	2236*	2248	2264
Sandblast	<input type="checkbox"/>	<input type="checkbox"/>	<input type="checkbox"/>

NOTE: Custom transom and sidelites not available for this design. We recommend 100% Sandblast as an option.

\*Available with Solution Series frame.

PRIVACY

8

• Privacy Guide. See pages 4 and 5



**FOR MORE INFORMATION CONTACT RAJ THIND 604-616-3986**  
**4385 CANADA WAY, BURNABY, BC V5G 1J3**



0848 / 2248 / 0848



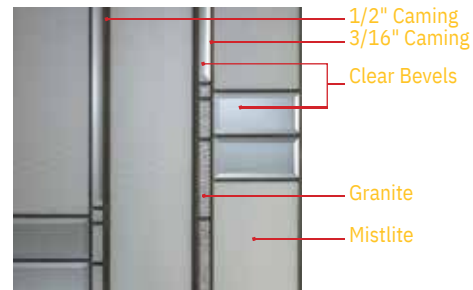
0836 / 2236 / 0836



Glass Size: 2264  
Door: Fiberglass SM000

Granville	0836*	2236*	0848	2248	0764*	2264	2215*
Patina	□	□	□	□	□	□	□

NOTE: Custom transom and sidelites are available. Contact your local dealer for more information. \*Available with Solution Series frame.



Patina

PRIVACY **7**

• Privacy Guide. See pages 4 and 5.



Eastmont	0 836*	2236*	0848	2248	076 4*	2264	2215*	2208*
Patina	□	□	□	□	□	□	□	□

NOTE: Custom transom and sidelites are available. Contact your local dealer for more information.  
 \*Available with Solution Series frame.

Glass size: 0848 / 2248 / 0848  
 Door: Fiberglass SMO24  
 Sidelite: Fiberglass SMO24



0836 / 2236 / 0836



2215




0764 / 2208 / 0764



0764 / 2264 / 0764 with Custom Transom



2264 (8ft entry)




- Clear Bevels
- 1/2" Caming
- Sandblast

Patina

PRIVACY 8

• Privacy Guide. See pages 4 and 5.



Modena	0836*	2236*	0848	2248	0764*	2264	2215*
Patina	<input type="checkbox"/>	<input type="checkbox"/>	<input type="checkbox"/>	<input type="checkbox"/>	<input type="checkbox"/>	<input type="checkbox"/>	<input type="checkbox"/>
Zinc	<input type="checkbox"/>	<input type="checkbox"/>	<input type="checkbox"/>	<input type="checkbox"/>	<input type="checkbox"/>	<input type="checkbox"/>	<input type="checkbox"/>


NOTE: Custom transom and sidelites are available. Contact your local dealer for more information. \*Available with Solution Series frame.

Glass size: 0764 / 2264 Zinc  
 Door: Fiberglass SM000  
 Sidelite: Fiberglass SM000





2236 / 2236 Zinc




0764 / 2215 Patina (x3)




2264 / 0764 Patina



0848 / 2248 / 0848 with Custom Transom Zinc



0764 / 2215 / 0764 Patina



Shown in Patina



Mainlites and Sidelites are reversible. Simply rotate the insert to create the look that works for you.

PRIVACY

7

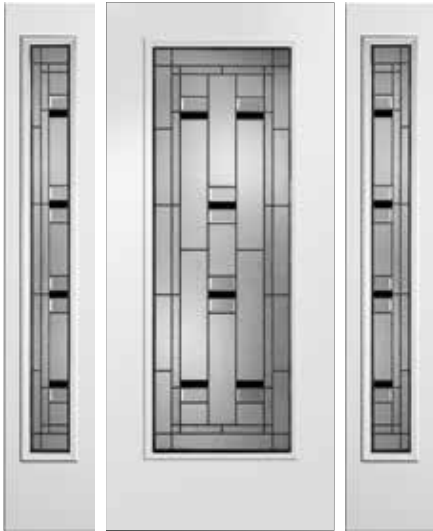
• Privacy Guide. See pages 4 and 5.



Hollister	0836*	2236*	0848	2248	0764*	2264	2215*
Patina	□	□	□	□	□	□	□

NOTE: Custom transom and sidelites are available. Contact your local dealer for more information. \*Available with Solution Series frame.

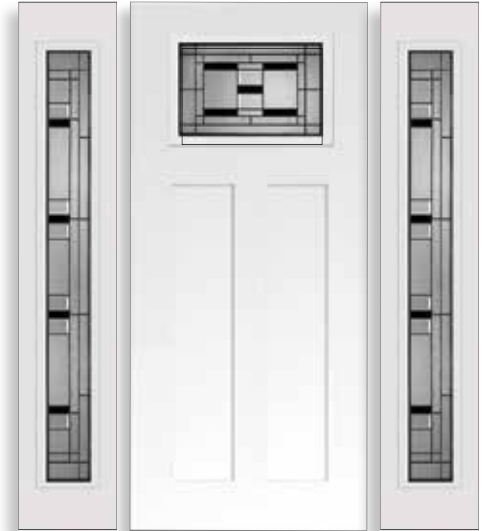
Glass size: 2264  
Door: Fiberglass SM000



0764 / 2264 / 0764



2215



0764 / 2215 / 0764



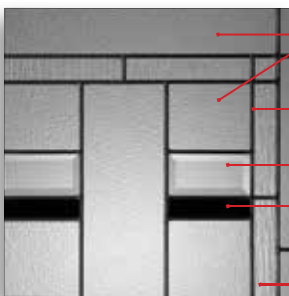
0836 / 2236 / 0836



0848 / 2248 / 0848 with Custom Transom



Sidelites are reversible. Simply rotate the insert to create the look that works for you.



Patina

- Kasumi
- 3/16" Caming
- Clear Bevels
- Black
- Rain

# Canterbury



Canterbury	0 836*	2236*	0848	2248	076 4*	2264	18420V	2210C
Patina	<input type="checkbox"/>	<input type="checkbox"/>	<input type="checkbox"/>	<input type="checkbox"/>	<input type="checkbox"/>	<input type="checkbox"/>	<input checked="" type="checkbox"/>	<input checked="" type="checkbox"/>

NOTE: Custom transom and sidelites are available. Contact your local dealer for more information.  
\*Available with Solution Series frame.

Glass size: 0764 / 2264 / 0764  
with CustomTransom  
Door: Fiberglass OAK40  
Sidelite: Fiberglass OAK00

**FOR MORE INFORMATION CONTACT RAJ THIND 604-616-3986  
4385 CANADA WAY, BURNABY, BC V5G 1J3**



0836 / 2236 / 0836




2210C



0848 / 2248 / 0848



0764 / 18420V / 0764



PRIVACY 8

- Privacy Guide. See pages 4 and 5.

# Adelaide



Adelaide	0836*	2236*	0848	2248	0764*	2264	2215*	2515	2210C
Patina	<input type="checkbox"/>	<input type="checkbox"/>	<input type="checkbox"/>	<input type="checkbox"/>	<input type="checkbox"/>	<input type="checkbox"/>	<input type="checkbox"/>	<input type="checkbox"/>	<input type="checkbox"/>

NOTE: Custom transom and sidelites are available. Contact your local dealer for more information.  
\*Available with Solution Series frame.

Glass size: 2248  
Door: Fiberglass SM024

**FOR MORE INFORMATION CONTACT RAJ THIND 604-616-3986  
4385 CANADA WAY, BURNABY, BC V5G 1J3**



0836 / 2236 / 0836



2215



2515 / 0764




0848 / 2248 / 0848



2210C



0764 / 2264 / 0764 with Custom Transom



Patina

Sable Bevels


Clear Bevels

3/8" Caming

Sable Bevel

PRIVACY 8

• Privacy Guide. See pages 4 and 5.



Glass size: 2248  
 Door: Fiberglass SM024

Artisan	0836*	2236*	0848	2248	0764*	2064	2264	0880	2280	2215*	2515
Patina	<input type="checkbox"/>	<input type="checkbox"/>	<input type="checkbox"/>	<input type="checkbox"/>	<input type="checkbox"/>	<input type="checkbox"/>	<input type="checkbox"/>	<input type="checkbox"/>	<input type="checkbox"/>	<input type="checkbox"/>	<input type="checkbox"/>

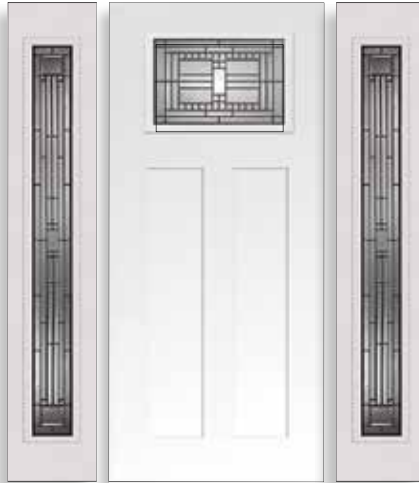
NOTE: Custom transom and sidelites are available. Contact your local dealer for more information.

\*Available with Solution Series frame.





0836 / 2236



0764 / 2215 / 0764



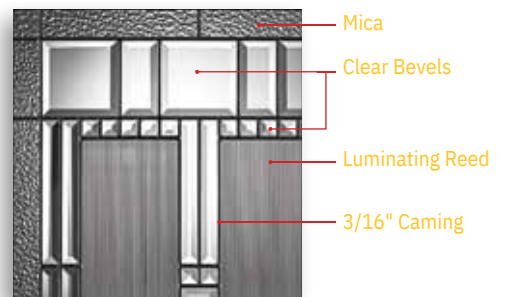
2515 / 0764



0848 / 2248 / 0848 with Custom Transom



0880 / 2280 / 0880 (8ft entry)



Patina

PRIVACY 7

• Privacy Guide. See pages 4 and 5.



Glass: Granville 2264  
Door: SM000



□ Glass: Sandblast 2203 (x6)  
Door: SM000  
Sidelites: Direct Set Sandblast



Glass: Sandblast 2215 (x3)  
Door: SM000

**FOR MORE INFORMATION CONTACT RAJ THIND 604-616-3986  
4385 CANADA WAY, BURNABY, BC V5G 1J3**




Glass Niagara 0848 / 2248 / 0848 Zinc  
Door: SM024  
Sidelite: SM02R

**FOR MORE INFORMATION CONTACT RAJ THIND 604-616-3986  
4385 CANADA WAY, BURNABY, BC V5G 1J3**



0836 / 2236 / 0836



2215



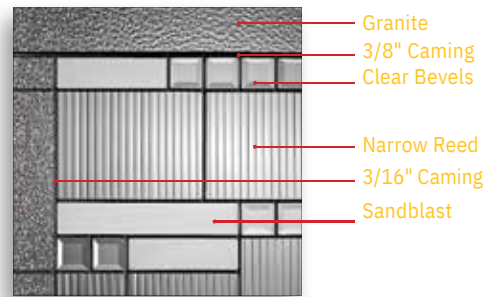
0764 / 2515 / 0764



0764 / 2264 / 0764 with Custom Transom



2248 / 2248



Patina

- Granite
- 3/8" Caming
- Clear Bevels
- Narrow Reed
- 3/16" Caming
- Sandblast

## PRIVACY 8

• Privacy Guide. See pages 4 and 5.



Harlow	0836*	2236*	0848	2248	0764*	2264	2215*	2515
Patina	□	□	□	□	□	□	□	□

Glass size: 0764 / 2264 / 0764  
 Door: Fiberglass SM000  
 Sidelite: Fiberglass SM000

NOTE: Custom transom and sidelites are available. Contact your local dealer for more information.

\*Available with Solution Series frame.

**FOR MORE INFORMATION CONTACT RAJ THIND 604-616-3986  
 4385 CANADA WAY, BURNABY, BC V5G 1J3**



0836 / 2236 / 0836



0848 / 2248 / 0848




0764 / 2064 / 0764 with Custom Transom

Glass Size: 2264  
Door: Fiberglass OAK40

Sullivan	0836*	2236*	0848	2248	0764*	2064	2264
Sandblast	<input type="checkbox"/>	<input type="checkbox"/>	<input type="checkbox"/>	<input type="checkbox"/>	<input type="checkbox"/>	<input type="checkbox"/>	<input type="checkbox"/>

NOTE: Custom transom and sidelites are available. Contact your local dealer for more information. \*Available with Solution Series frame.



Sandblast

3/4" Clear

PRIVACY **8**

• Privacy Guide. See pages 4 and 5.

Sandblast



0848 / 2248 / 0848



0836 / 2236 / 0836



Glass Size: 0764 / 2248 / 0764  
with Custom Transom  
Door: Fiberglass OAK24  
Sidelite: Fiberglass OAK00



0764 / 2208 / 0764

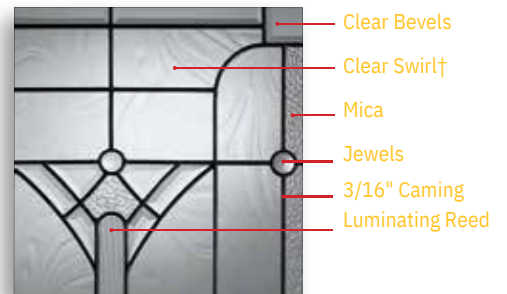
Waterton	0836*	2236*	0848	2248	0764*	2264	2208*
Patina	<input type="checkbox"/>	<input type="checkbox"/>	<input type="checkbox"/>	<input type="checkbox"/>	<input type="checkbox"/>	<input type="checkbox"/>	<input type="checkbox"/>

NOTE: Custom transom and sidelites are available. Contact your local dealer for more information. \*Available with Solution Series frame.

## PRIVACY 5

● Privacy Guide. See pages 4 and 5.

† Swirl glass often contains small bubbles/surface imperfections. They are not considered defects. See page 6 for more information.



Patina

Clear Bevels

Clear Swirl†

Mica

Jewels

3/16" Caming

Luminating Reed

# Manhattan



Glass Size: 2236  
Door: Fiberglass SMO22

Manhattan	0836*	2236*	0848	2248	0764*	2264	2215*2210C
Patina	☐	☐	☐	☐	☐	☐	☐


NOTE: Custom transom and sidelites are available. Contact your local dealer for more information. \*Available with Solution Series frame.



0848 / 2248 / 0848



0836 / 2236 / 0836 with Custom Transom



- 3/16" Caming
- Clear Bevels
- Mistlite
- Granite

Patina

PRIVACY

8

● Privacy Guide. See pages 4 and 5.



2210C



0764 / 2264 / 0764



2215

**FOR MORE INFORMATION CONTACT RAJ THIND 604-616-3986  
4385 CANADA WAY, BURNABY, BC V5G 1J3**





Glass size: 0764 / 18420V / 0764 Patina  
 Door: Fiberglass SMO24  
 Sidelite: Fiberglass SM000



0836 / 2236 / 0836 Patina



0848 / 2248 / 0848 Zinc



0764 / 2264 / 0764 with Custom Transom Zinc

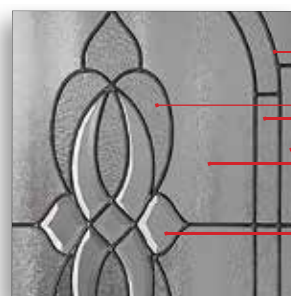
## PRIVACY

7

• Privacy Guide. See pages 4 and 5.

Everton	0836*	2236*	0848	2248	0764*	2264	18420V
Patina	<input type="checkbox"/>	<input type="checkbox"/>	<input type="checkbox"/>	<input type="checkbox"/>	<input type="checkbox"/>	<input type="checkbox"/>	<input type="checkbox"/>
Zinc	<input type="checkbox"/>	<input type="checkbox"/>	<input type="checkbox"/>	<input type="checkbox"/>	<input type="checkbox"/>	<input type="checkbox"/>	<input type="checkbox"/>

NOTE: Custom transom and sidelites are available. Contact your local dealer for more information.  
 \*Available with Solution Series frame.



3/16" Caming

Granite

Sable

Clear Bevels

Shown in Patina

# Lexington



Glass size: 2248  
Door: Fiberglass SM024

Lexington	0836*	2236*	0848	2248	0764*	2264	2208*	2215*	2515
Patina	<input type="checkbox"/>	<input type="checkbox"/>	<input type="checkbox"/>	<input type="checkbox"/>	<input type="checkbox"/>	<input type="checkbox"/>	<input type="checkbox"/>	<input type="checkbox"/>	<input checked="" type="checkbox"/>

NOTE: Custom transom and sidelites are available. Contact your local dealer for more information.

\*Available with Solution Series frame.

**FOR MORE INFORMATION CONTACT RAJ THIND 604-616-3986  
4385 CANADA WAY, BURNABY, BC V5G 1J3**



2208 / 0764



2264



2248 / 0848



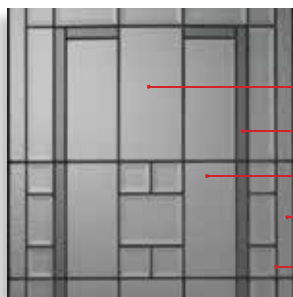
2215



0836 / 2236 / 0836



0764 / 2515 / 0764 with Custom Transom



Patina

Clear Bevels

Grey Ripple

Drawn†

Clear Ripple

3/16"

Caming

† Drawn glass often contains surface imperfections. They are not considered defects. See page 6 for more information.

## PRIVACY 5

- Privacy Guide. See pages 4 and 5.

# Royston



2208

0764 / 2515



0836 / 2236

2215



0848 / 2248 / 0848

Glass size: 0764 / 2264 / 0764  
with Custom Transom  
Door: Fiberglass OAK40  
Sidelite: Fiberglass OAK00

## PRIVACY

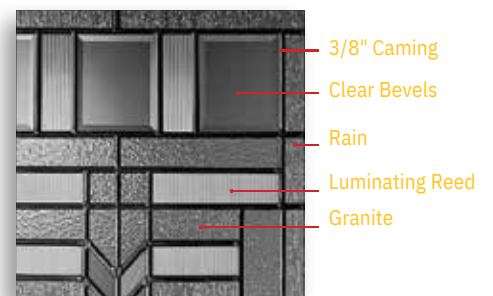
8

• Privacy Guide. See pages 4 and 5.

Royston	0836*	2236*	0848	2248	0764*	2264	2208*	2215*	2515
Patina	<input type="checkbox"/>	<input type="checkbox"/>	<input type="checkbox"/>	<input type="checkbox"/>	<input type="checkbox"/>	<input type="checkbox"/>	<input type="checkbox"/>	<input type="checkbox"/>	<input type="checkbox"/>

NOTE: Custom transom and sidelites are available. Contact your local dealer for more information.

\*Available with Solution Series frame.



Patina

**FOR MORE INFORMATION CONTACT RAJ THIND 604-616-3986**  
**4385 CANADA WAY, BURNABY, BC V5G 1J3**



Glass size: 0848 / 2248 / 0848 Zinc  
 Door: Fiberglass OAK24  
 Sidelite: OAK2R



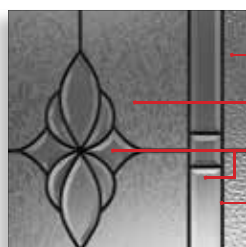
0764 / 1842OV / 0764  
 with Custom Transom Zinc



2210SB Patina



0836 / 2236 Brass



Shown in Patina

Niagara	0836*	2236*	0848	2248	0764*	1842OV	2210SB
Brass	<input type="checkbox"/>	<input type="checkbox"/>	<input type="checkbox"/> <input type="checkbox"/>	<input type="checkbox"/> <input type="checkbox"/>	<input type="checkbox"/>	<input type="checkbox"/>	<input type="checkbox"/>
Patina	<input type="checkbox"/>	<input type="checkbox"/>			<input type="checkbox"/>	<input type="checkbox"/>	<input type="checkbox"/>
Zinc	<input type="checkbox"/>	<input type="checkbox"/>			<input type="checkbox"/>	<input type="checkbox"/>	<input type="checkbox"/>

NOTE: Custom transom and sidelites are available. Contact your local dealer for more information.  
 \*Available with Solution Series frame.

PRIVACY

7

• Privacy Guide. See pages 4 and 5.

**FOR MORE INFORMATION CONTACT RAJ THIND 604-616-3986**  
**4385 CANADA WAY, BURNABY, BC V5G 1J3**

# Perimeter



Glass Size: 2264  
 Door: Fiberglass SMO00  
 (shown with custom  
 transom and sidelite)

Perimeter	0836*	2236*	0848	2248	0764*	2064	2264	0880	2280	2203*	2208*	2215*	2217*	2515
Sandblast	<input type="checkbox"/>	<input type="checkbox"/>	<input type="checkbox"/>	<input type="checkbox"/>	<input type="checkbox"/>	<input type="checkbox"/>	<input type="checkbox"/>	<input checked="" type="checkbox"/>	<input checked="" type="checkbox"/>	<input type="checkbox"/>	<input type="checkbox"/>	<input type="checkbox"/>	<input type="checkbox"/>	<input type="checkbox"/>

NOTE: Custom transom and sidelites are available. Contact your local dealer for more information.

\*Available with Solution Series frame.

**FOR MORE INFORMATION CONTACT RAJ THIND 604-616-3986**  
**4385 CANADA WAY, BURNABY, BC V5G 1J3**



2203 (x6)



0764 / 2215 / 0764



2217 (x3)



0848 / 2248 / 0848



0836 / 2236




2208



0880 / 2280 / 0880 (8ft entry)



0764 / 2515



3/4" Clear Glass Edge  
(Note: May vary depending on frame choice.)

Sandblast

Sandblast

PRIVACY 8

• Privacy Guide. See pages 4 and 5.




Glass size: 2264 / 2264  
Door: Fiberglass SM000



Mainlites and Sidelites are reversible. Simply rotate the insert to create the look that works for you.

3/8" Round Bar Sandblast



Wrought Iron



0848 / 2248



2264 / 0764



2248 / 2248 with Custom Transom

PRIVACY

9

● Privacy Guide. See pages 4 and 5.

Verona	0848	2248	0764	2264
Wrought Iron	<input type="checkbox"/>	<input type="checkbox"/>	<input type="checkbox"/>	<input type="checkbox"/>

NOTE: Custom transom and sidelites are available. Contact your local dealer for more information.



**FOR MORE INFORMATION CONTACT RAJ THIND 604-616-3986  
4385 CANADA WAY, BURNABY, BC V5G 1J3**



Glass size: 0764 / 2515 / 0764  
 Door: Fiberglass DRG6C w/ Dentil shelf  
 Sidelite: Fiberglass OAK00

## PRIVACY 8

● Privacy Guide.  
 See pages 4 and 5.



2215



2236 / 0836



2064 or 2264



2248 / 0848

Riverton	0836*	2236*	0848	2248	0764*	2064	2264	2215*	2515
V-Groove	<input type="checkbox"/>	<input type="checkbox"/>	<input type="checkbox"/>	<input type="checkbox"/>	<input type="checkbox"/>	<input type="checkbox"/>	<input type="checkbox"/>	<input type="checkbox"/>	<input type="checkbox"/>

NOTE: Custom transom and sidelites are not available for this design. \*Available with Solution Series frame.

# Retro Series

## BALANCING PRIVACY AND DESIGN

Retro is defined as remaking the past. Our Retro Series is an extension of our 1-Lite French Doors that have been remade specifically for our Exterior Doors. We selected our glass designs that balance privacy and design, as we believe your doorlite should always be elegant and safe.

Our glass designs pair perfectly with our standard frame options. And, like decorative designs, these come standard with Low-E and Argon for additional energy efficiency. Although these products may seem new, they are remade for you.

Glass: 2264 Chords  
Door: Fiberglass SM000

**FOR MORE INFORMATION CONTACT RAJ THIND 604-616-3986  
4385 CANADA WAY, BURNABY, BC V5G 1J3**

## DOORLITE SIZES



0836



2236



0848



2248



2208




0764



2064/2264



2215



2515



2217 (x3)

## GLASS OPTIONS




Chords 8



Mistlite 8




Narrow Reed 8



Rain 9



Sable 8



Sandblast 9



## AT THE INTERSECTION OF FORM AND FUNCTION

Thoughtful, clean lines, simple design, and peace of mind. These guiding principles inspired us to create the Solution Series. Offering a selection of glass textures in sizes that allow your door to be the star.

A perfect complement to the glass is our Solutions Frame. Our unique design eliminates any screw holes, so you don't have to worry about gaps or screw plugs. Our patented\* technology uses a compression seal and interlocking joints to adhere to your door, creating a powerful bond. The frame is built to resist warping and melting in high heat areas so it can be used with any color finish. Our textured frame comes in two colors to match any stain or paint.

Glass Size: 2208 Rain (x5)  
Door: SM000

\*US Patent Number 9,617,779

**FOR MORE INFORMATION CONTACT RAJ THIND 604-616-3986**  
**4385 CANADA WAY, BURNABY, BC V5G 1J3**

# Solution Series - Door Design Options



## PRODUCT FEATURES

- Available in white or tan
- Shaker style low profile
- No screws, plugs, or holes
- Textured vertical grain pattern
- Patented frame system
- Connects modern, craftsman, or mid-century architectural styles
- Available in 10 sizes -- 0764, 0806, 0808, 0836, 2203, 2208, 2210, 2215, 2217 and 2236. 2215 size also available with 3-Lite and 6-Lite SDL Bars.

## FRAME DETAIL

### Side Profile



## PATENTED FRAME DESIGN




### Front Profile



**FOR MORE INFORMATION CONTACT RAJ THIND 604-616-3986  
4385 CANADA WAY, BURNABY, BC V5G 1J3**

Select from one of our designs, or create your own. (Doors shown are 6/8 in height.)

## DOORLITE SIZES



0764



0806 (x6)



0808 (x4)



2203 (x6)




2208 or 2210 (x4)



2215 or 2217 (x3)



2215  
3-Lite\*



2215  
6-Lite\*



0836 (x2)



2236

Note: Design layouts for 8/0 doors available. Contact your dealer for more information. \*External bars.

## GLASS OPTIONS



Clear 1



Chords 8



Mistlite 8




Narrow Reed 8



Rain 9



Sable 8



Sandblast 9



Glass size: 2203 Clear (x6)  
Door: Fiberglass SM000

**FOR MORE INFORMATION CONTACT RAJ THIND 604-616-3986  
4385 CANADA WAY, BURNABY, BC V5G 1J3**

# Internal Blinds Between Glass



Glass size: 2280 / 2280  
Door: Fiberglass SM000 (8ft entry)



## MAINLITES



2236



2248




2064 or 2264



2080 or 2280 (8ft)

## SIDELITE

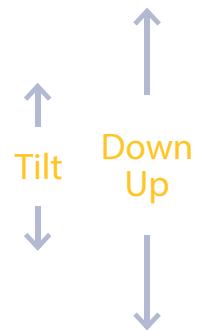


0764

PRIVACY 0 - 10

### BENEFITS

- Blinds between glass require no dusting
- No exposed cords
- One control system provides raise/lower AND tilt options in one easy operator design
- 12.5mm white slats



# Venting Doorlites



Glass size: 2064  
Door: Fiberglass SM000

**FOR MORE INFORMATION CONTACT RAJ THIND 604-616-3986  
4385 CANADA WAY, BURNABY, BC V5G 1J3**

# Venting Doorlites "EZ" Lift



Glass size: 2264 / 2264  
Door: Fiberglass SM000

Our EZ Lift vent incorporates a spring assist, making it very easy to operate. No more bending down. Simply unlock, and adjust.

- All precision injection molded parts
- Spring assist for easy operation
- Maintenance free
- Cam lock for your piece of mind
- Removable screen
- Full half vent for maximum air flow



Locking Latch



2248



2064



2264

Note: "EZ" Vent only available in sizes shown



Window Handle for Easy Operation

**FOR MORE INFORMATION CONTACT RAJ THIND 604-616-3986**  
**4385 CANADA WAY, BURNABY, BC V5G 1J3**

# Venting Doorlites

## HALF VENT



2036 or 2236 Clear

1



2236 Internal Grid\* 12L

1



2236\* Rain

9

- All precision injection molded parts
- Ergonomic handle design combines functionality with a modern look
- Reinforced latch system allows for travel free operation
- Removable screen

\*Note: Contact your dealer for a complete list of grid and glass options available in your area.



## VENTING EXTENSIONS

Now you take our standard half vent and make it into a full view insert by adding our unique Venting Extension.



2236 with Extension

1

- Extensions interlocks with our 2236 creating a full view doorlite
- Venting in middle of door allows for easier operation
- No more damaged screens from pets

**FOR MORE INFORMATION CONTACT RAJ THIND 604-616-3986  
4385 CANADA WAY, BURNABY, BC V5G 1J3**

# Venting Doorlite - Options



We now offer our venting products with a twist...Black exterior and White interior! Our exterior components are not painted. All parts are moulded using 100% black material, ensuring durability and performance. Now you can create a more dramatic look, without compromise.



Outside



2064\*/2264\*

\*Featuring "E7" Lift



2248\*



2236



Inside

**FOR MORE INFORMATION CONTACT RAJ THIND 604-616-3986  
4385 CANADA WAY, BURNABY, BC V5G 1J3**

# Standard Doorlite - One Lites

## CLEAR ONE LITE



2236 One Lite

Want privacy in your doorlite... Consider these obscure glass options

NOTE: Obscure options are special order. Please contact your dealer for more information.



Delta Frost 9



Glue Chip 8



Pinhead (P516) 9



Rain 9

**FOR MORE INFORMATION CONTACT RAJ THIND 604-616-3986**  
**4385 CANADA WAY, BURNABY, BC V5G 1J3**

## TRADITIONAL



2236 9L



0836 3L



2236 9L



0848 4L



2248 12L



0764 5L



2064 15L



2264 15L



2215 3L



2215 6L



2248 12L White Internal Grid

## PRAIRIE



2236 9L



0836 6L



2236 9L



0848 6L



2248 9L



0764 6L



2064 9L



2264 9L

## STANDARD GRIDS

Indicate bar preference when ordering.



ENGINEERED TO A HIGHER STANDARD































0764 / 2064 or 2264 / 0764 White Internal Grid

Some items are special order. For a complete list of sizes, glass and grid options available in your area, contact your dealer for more information.

## SPECIAL ORDER GRIDS

Additional grid options available in various colours, sizes and patterns, contact your dealer for more information.

# Mix and Match

DOOR	SIDELITE OPTIONS	DOOR	SIDELITE OPTIONS
 2208 or 2210	 0836 0764	 0848x2	 0848 0764
 2215 or 2217	 0764	 2248	 0848 0764
 2515	 0764	 1842OV	 0764
 0764x2	 0764	 2210C	 0836 0764
 2064 or 2264	 0764	 2210SB	 0836 0764
 0836x2	 0836 0764	 2080 or 2280	 0880
 2036 or 2236	 0836 0764	 0880x2	 0880



Indicates an 8-foot High Entrance

OV: Oval

SB: Sunburst Top

C: Camber Top

**FOR MORE INFORMATION CONTACT RAJ THIND 604-616-3986  
4385 CANADA WAY, BURNABY, BC V5G 1J3**





Glass Size: Solutions 2215 Clear 6-Lite External Grid  
Door: Fiberglass SMO03 featuring 24L Dentil Shelf



Glass Size: 2264 / 2264 Artisan  
Door: Fiberglass SMO00





Glass: 0764 / 2264 / 0764 Rain  
Door: Fiberglass SMO00  
Sidelite: SMO00



Glass Size: 2280 / 2280 Perimeter  
Door: Fiberglass SMO00 (8ft entry)

***CLICK HERE TO GET STARTED***



**FOR MORE INFORMATION  
CONTACT RAJ THIND  
604-616-3986  
4385 CANADA WAY, BURNABY, BC**